




GUTTAFILTA'S CONSUMER GUIDE

Presented by GuttaFilta™



GuttaFilta 

www.GuttaFilta.com.au

Contents

About this Guide	03
About GuttaFilta™	03
What is the Purpose of Gutters?.....	04
When Gutters Fail.....	05
<i>Clogs</i>	05
<i>Leaks & Cracks</i>	05
<i>Misalignment</i>	05
<i>Poor Design</i>	05
<i>Mosquitoes</i>	05
What’s Wrong if the Gutter Protection has Small Openings?	06
<i>Something Else to Consider — Getting Debris Out:</i>	06
Protect Your Roof Warranty	07
Types of Gutter Protection	08
The DIY & Professionally Installed Systems — Mesh (Plastic & Metal)	09
<i>Clog Concerns</i>	09
<i>Cleaning & Maintenance Concerns</i>	09
<i>Mesh Screens (Plastic)</i>	09
<i>Mesh Screens (Fibreglass)</i>	10
<i>Mesh Screens (Aluminium)</i>	10
The DIY Systems — Brush Inserts	11
<i>Clog Concerns</i>	11
The DIY Systems — Plastic Screens	12
<i>Clog Concerns</i>	12
GuttaFilta™	13
<i>Clog Concerns</i>	13
Summary.....	14
Understanding Warranties/Guarantees	15
Gutter Protection Pricing	16
Top Questions to Ask when Selecting Gutter Protection	17
Gutter Protection Buyer’s Checklist.....	18
<i>Notes</i>	18

About This Guide

This guide was produced by GuttaFilta[™] in order to aid consumers as they research gutter protection. There are many types of gutter protection systems on the market and it's crucial that property owners understand the pros and cons of each. The GuttaFilta[™] Consumer Guide exists in order to provide consumers knowledge that may help them determine which gutter protection system is right for their needs.

About GuttaFilta[™]

GuttaFilta[™] has installed more than 500,000 metres of gutter protection on homes, schools and commercial enterprises across Queensland and Australia. 500,000 metres with 100% effectiveness. GuttaFilta[™], as per our guarantee of success, really does work.


Introduced in 2011, GuttaFilta[™] gutter protection is a genuine cost effective solution to the maintenance and associated issues that come with clogged and littered gutters. Our state-of-the-art porous flexible foam technology ensures a manufactured revolutionary product that can significantly reduce to near zero trips up your ladder to clean your clogged gutters. You can virtually say goodbye to having to get your gutters cleaned. GuttaFilta[™] gutter protection provides you and your home with a comprehensive property protection system that is guaranteed to keep your gutters clog free.

For more information please visit www.GuttaFilta.com.au or call 1300 200 200.

Copyright 2014 GuttaFilta[™], inc. all rights reserved. No content from this document may be reused, reprinted or repurposed in any manner without the express written consent of GuttaFilta[™], inc.

GuttaFilta[™]

105 Robinson Road East, Geebung QLD 4034
PO Box 126, Geebung QLD 4034
www.GuttaFilta.com.au • 1300 200 200



What is the Purpose of Gutters?

The main purpose of gutters is to take water away from the foundation of the house. If water pools at the foundation or if the torrent of rain falls down and enters below or at the foundation it may cause settling cracks. Gutters make sure that water does not gather on your roof and also water is diverted away from your house correctly. Gutters also enable rainwater to be captured in water tanks.

Standing water in your gutters can be dangerous, can cause damage to your gutters and can be unhealthy. Clogged gutters can lead to:

- Water leaks
- Breeding ground for mosquitoes & pests
- White Ants — as they are attracted to dripping water
- Rust
- Overflowing
- Internal home damage from flooding

When water pools near the foundation, two major issues can arise along with a host of smaller problems. Firstly, pooling water means the soil underneath the water is completely saturated, placing an enormous amount of pressure on the side of your home. Over time, this pressure can cause the lower walls to push inward or crack.

Secondly, when water finally drains off, it may erode away the soil, causing the foundation to settle. This can eventually result in uneven floors or cracks in walls and chimneys.

Once cracks appear in the foundation, even if a collapse is not about to happen, water will then enter the home through those cracks where it can cause damage and mould growth. Also, as gutters and valleys get filled up with debris, it can cause overflowing back into your home leading to extensive internal damage.

Protecting your gutters with a gutter protection system from debris piling up will keep your gutters clean, they will last longer and avoid unnecessary damage to your home. Correct gutter protection enables your gutters to function as they are designed to.



When Gutters Fail

CLOGS

Roof litter and silt captured in gutters is a recurring problem resulting in blockage of gutters and down pipes. This causes rain water to overflow from the gutters or backfill into building structures.

LEAKS & CRACKS

Damage to gutters through retention of moisture in gutters arises from litter accumulation. Government studies show the effective life of the gutter is greatly reduced if kept in a debris filled state.

MISALIGNMENT

As a result of clogged gutters, the gutters tend to become heavy and can sag, bow or in fact break away from the fascia.

POOR DESIGN

Rooves that have been fitted with a gutter may not have been installed correctly. Gutters must be installed with a "fall" so that water flows towards the down-pipe or drain connection. Gutters with inadequate fall will allow water to pool shortening the life of the gutter. This damage is exaserbated when the water fills with debris.

MOSQUITOES

Government advice warns us that gutters are one of the main breeding grounds for mosquitoes with Dengue Fever and Ross River Fever being two serious mosquito borne diseases.

TERMITES

Dripping water from leaking gutters can attract white ants.



What's Wrong if the Gutter Protection has Small Openings?

A **Gutter Protection** is not effective over time when it has a small opening or openings. If there are any holes or gaps, roof litter will get into your gutters over time. People may tell you otherwise, but if you see any holes or gaps, then roof litter will get into your gutters.

- Is there an opening large enough to allow wasps in?
- Is there an opening large enough to allow pine needles in?
- Is there an opening large enough to allow roof litter and grit in?
- Is there an opening large enough to allow seeds from bird droppings into the gutter.
- Is there an opening large enough to allow mosquitoes in?

SOMETHING ELSE TO CONSIDER — GETTING DEBRIS OUT:

Some gutter protection systems that are partially sealed, but still have holes and openings, will allow debris to enter and, therefore, build up in your gutters. This build up must require cleaning in time.

Getting the debris out of your gutters may be a difficult task, especially if the gutter protection system has been secured by screws and glue to your roof. (Often gutter protection warranties are voided if the filter is removed — even just for cleaning).




Protect Your Roof Warranty

There are a large number of gutter protection systems on the market and some will void your roof warranty.

The roof warranty will be usually voided if you screw anything into the roof.

Make sure you review your roof warranty first before deciding on a gutter protection system.

Generally drilling holes in your roof for any reason will compromise any warranty given to you by the supplier/installer of the roof.



Types of Gutter Protection

Gutter Protection is an important part of a building's roofing.

It is important to install a gutter protection system that will demand very little maintenance and one that will be able to keep out debris and leaves from the guttering — to enable your gutters to work efficiently.

There are two categories that the Gutter Protection falls into:

- DIY & Professionally Installed

GuttaFilta™ falls into both of those categories:

Whilst GuttaFilta™ is a very easy DIY product consideration must be given to safety. Climbing on ladders and roofs can be dangerous.

If you do decide to go down the DIY path (whatever protection system you decide on), make sure there are no small openings or holes in the gutter protection. If there are gaps left even though you have gutter protection, it will lead to the need to clean your gutters out. The more gaps and the bigger the holes the more often cleaning will need to be done.

Whilst very unlikely to have to clean your gutters once GuttaFilta™ is installed, if you do need to, it is a very easy process.

- **Step 1:** Remove or uninstall GuttaFilta™
(simply eased out of the gutter)
- **Step 2:** Clean your gutters
- **Step 3:** Reinstall your GuttaFilta™

If you are looking for a solution that requires little to no maintenance then GuttaFilta™ DIY might be the best option for you.

The DIY & Professionally Installed Systems — Mesh (Plastic & Metal)

Mesh screens can be found at any major hardware store, or from agents who make a living from installing various types. They are typically made out of a steel, aluminium, fibreglass or plastic and are in various lengths. They install on top of your existing gutters and are secured by screws or adhesives or loosely fitted.

CLOG CONCERNS

These types of protection will keep out the large leaves and birds but they will allow pine needles, seeds, soot, wasps and other debris into your gutters. Anything that can fit inside an opening will make their way into your gutters. Over time this gradual build up leads to a complete clogging of your gutters. If the mesh has gaps over 5ml they cannot work even in the short term.

If the mesh is fine (less than 5ml) then debris will still build up in your gutters — it just takes a little longer.

CLEANING & MAINTENANCE CONCERNS

When the pine needles, seeds, soot and grit etc, get into your gutters, how are you going to get it out?

The only way to do that is to remove the mesh and if it is screwed or glued on, this is an extremely difficult task.

MESH SCREENS (PLASTIC)

PROS	CONS
Relatively Easy to Install	Easily Clogged by Small Debris
Inexpensive/Cheap	Prone to Bowing & Displacement
Installs on Top of Existing Gutters	Constant Maintenance Required
	Not a Long Term Solution
	Allows Mosquitoes to get to the gathered water & breed

MESH SCREENS (FIBREGLASS)

PROS	CONS
Difficult to Install	Will get Clogged by Debris over time
Works Short Term	Needs Screws & Glues
Relatively Inexpensive	Easily Damaged
Installs on Top of Existing Gutters	Prone to Bowing & Displacement
	Routine Maintenance Required
	Not a Long Term Solution
	May void Roof Warranties
	Allows Mosquitoes to get to the gathered water & breed

MESH SCREENS (ALUMINIUM)

PROS	CONS
Difficult to Install	Will get Clogged by Debris over time
Works Short Term	Needs Screws & Glues
Installs on Top of Existing Gutters	Prone to Bowing & Displacement
Long Warranty (with Qualification)	Routine Maintenance Required
	Not a Long Term Solution
	Difficult to Maintain if Breached
	May Void Roof Warranties
	Expensive
	Allows Mosquitoes to get to the gathered water & breed



The DIY Systems – Brush Inserts

Gutter brushes are cylindrical brushes placed in your gutters to prevent leaves from entering the gutter’s water channel. The brush material is made of polypropylene material around a galvanised steel wire. Brushes fit all sizes and lengths of gutters due to the flexible nature of the material and they do not require tools to install. It’s a very simple solution, but there are some serious flaws and concerns.

CLOG CONCERNS

It will not keep most debris out of your gutters. The spacing and gaps between the spikes allow leaves, needles, seeds and other debris to settle and become lodged within the spikes. As the brush inserts collect leaves and other material, they can also create the ideal home for birds and other nesting animals. Indeed, dead animals and birds can still wash into your gutters and decompose there.

This type of insert will require regular cleaning which will mean removing the brush inserts in order to clean and dislodge debris.

PROS	CONS
Easy to Install	Easily Clogged by Small Debris
Inexpensive	Ideal for Nesting Animals
Installs on Top of Existing Gutters	Regular Maintenance Required
	Short Term, Ineffective System
	Allows Mosquitoes to get to the gathered water & breed



The DIY Systems — Plastic Screens



Plastic Screens are similar to Mesh Screens, except plastic is used. The installation is usually based on sliding into place, no screws needed — however it does sometimes require glues and tapes.


Plastic such as vinyl or PVC are suitable for exterior home use if they are UV stable. Plastic screens are available in various lengths, panels or rolled bundles.

CLOG CONCERNS

Plastic screens typically have wide openings that will allow almost every type of debris to enter your gutters.

PROS	CONS
Easy to Fit	Easily Clogged by Small Debris
Inexpensive	Prone to Bowing & Displacement
Won't Disturb your Gutters or Roofing	Regular Maintenance Needed
Installs on Top of Existing Gutters	Not a Long Term Solution
	Allows Mosquitoes to get to the gathered water & breed





GuttaFilta™

GuttaFilta™ is a Property Protection System that really works by keeping gutters clean. It is a genuine cost effective solution to the maintenance and associated issues that come with clogged and littered gutters.

GuttaFilta™ will provide Sustainable Benefits as it:

- Will not damage your rooves or gutters during or after installation;
- Will not result in voiding of roof and gutter warranties;
- Will keep your gutters clean and dry — if the gutters have been installed correctly;
- Is easy to handle and won't dent or crack;
- Can be provided in any shape or size;
- Can also be used for valleys, frog mouth gutter fittings & tanks — even drains in the ground;
- Inhibits the development of larvae by keeping mosquitoes away from any water build up; and
- Will greatly reduce the ongoing maintenance required.

CLOG CONCERNS

Unlike other systems, GuttaFilta™ does not have any openings that will allow debris to enter your gutters.

PROS	CONS
Easy to Install	
Inexpensive	
Won't Disturb your Gutters or Roofing	
Installs on Top of Existing Gutters	
Minimal Maintenance	
Stops Mosquitoes Breeding in your Gutters	

Summary

It is important with any gutter protection system, whether DIY or professionally installed, that a full understanding of each product is gained before making a purchase. A significant proportion of products offered just simply do NOT work at all and another significant proportion only work for a short term.

GuttaFilta™ is the only product that will, we believe, perform both short and long term.

Understanding Warranties/Guarantees

Most professionally installed systems offer some type of warranty or guarantee. If not, they are not worth purchasing.

Here's what consumers should look for in a warranty.

- How long is the warranty coverage?
- Is the warranty transferrable?
- Will anything void my warranty such as removing to clean?
- Does it guarantee that my gutters won't clog and if they do clog, does the installing company clean my gutters?
- Does the warranty guarantee that the product is free from all defects in manufacture?
- Will installation void my roof or gutter warranty?



Gutter Protection Pricing

Gutter Protection pricing varies from category to category (DIY installed and Professionally Installed options).

Professionally installed systems typically require a visit to your home. A professional estimator will:

- Measure your existing gutters
- Measure the roof/gutter height
- Count the number of corners
- Assess any problem areas (cracked gutters, sagging gutters, etc.)
- Provide an overview or product demonstration
- Provide a written quote



Top Questions to Ask When Selecting Gutter Protection

Below are some “must ask” questions that every homeowner should get answers to before selecting a gutter protection system.

1. What is the cost/estimate? How long does the quote last?
2. Is there a warranty? What does it cover? How long does it apply for? Is it transferable?
3. Is it a completely sealed system? Are there any holes or openings? Can mosquitoes get into your gutters?
4. How do you train, or oversee, your installers? What quality control measures do you employ?
5. Will the installation impact or disturb my roof? Does the product install under my roofing material or does it screw or glue onto it?
6. How much rain can the gutter protection handle?
7. Do you guarantee that my gutters won't clog?
8. Does removal of product to clean, if required, void my warranty for the protective system or of that of my roof or gutter?
9. What type of maintenance, if any, is required?
10. How long have you been in business? How can I be sure you will be around to handle any service issues?
11. Who do I contact for service issues? What is the typical response time?

Gutter Protection Buyer's Checklist

Below are some great things to check off your list when researching Gutter Protections.

- Protect your roof! Confirm that the product does not impact your roofing material in any way.
- Confirm that there are no holes or openings wide enough for the smallest debris grit, pine needles or mosquitoes to enter.
- Confirm the pricing and the duration that the estimate will be honored.
- Review the guarantee/warranty.
- Confirm how installers are trained and what quality control measures are used.
- Confirm who you contact for support or maintenance.
- Confirm that your warranty is registered.

NOTES

.....

.....

.....

.....

.....

.....

.....

.....

.....

.....

.....

.....

.....

.....

.....

.....